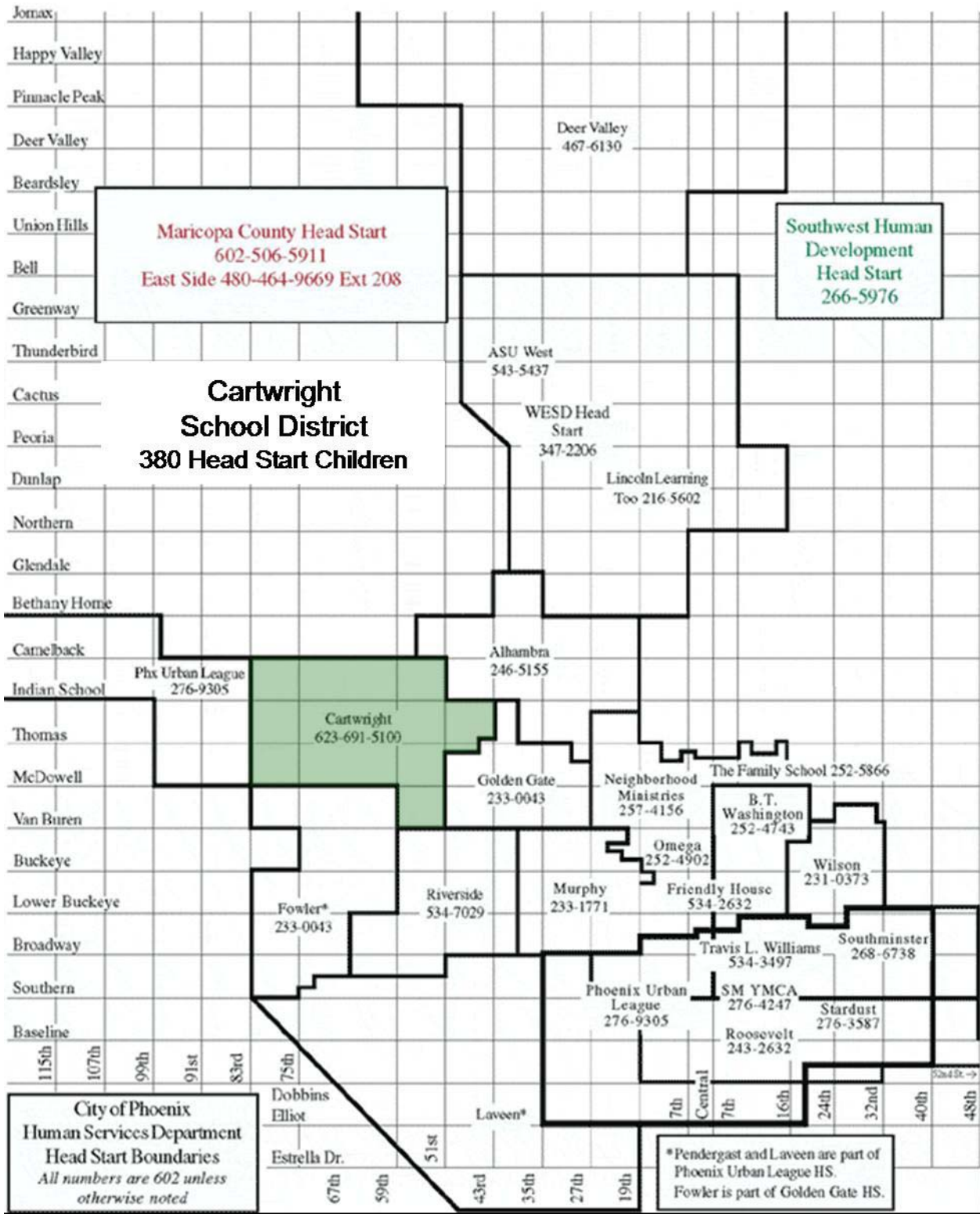


Cartwright School District

**City of Phoenix Head Start Map Showing Individual Delegate Agencies
Cartwright School District**



City of Phoenix Head Start

Program Approvals

Program Year 39 (2004-2005)

Community Assessments, Goals, Objectives, and Action Plan

Delegate Agency Name: Cartwright School District
Address: 5480 West Campbell
Phoenix, AZ 85031

APPROVED: _____ Date: _____
Board Chairperson/Executive Director

APPROVED: _____ Date: _____
Delegate Agency Director

APPROVED: _____ Date: _____
Policy Committee Chairperson

Cartwright School District Refunding Application Program Year 39 (2004-2005)

Cartwright School District Profile

The Cartwright School District #83 is a PreK-8 district. Cartwright boundaries encompass the Maryvale area of the Phoenix city, generally bounded by Camelback and McDowell Roads, and 43rd and 83rd Avenues.

Cartwright currently serves over 19,000 children throughout the district. Enrollment is expected to continue growing incrementally in the coming years. Cartwright currently provides services to children and families on twenty-four campuses scattered throughout the district.

The population served by the Cartwright School District has seen steady increases over the past several years. In the last five years, the increases are marked not only because of their sheer size but because of the number of children coming to school speaking languages other than English. The District is designing strategies to ensure that all children attending district schools have an appropriate educational experience. The ethnic breakdown of children currently served by Cartwright is:

White	Hispanic	African American	Native American	Asian
134	1,093	16,599	220	1,886
0.7%	5.5%	83.3%	1.1%	9.5%

Approximately 66% of the children attending Cartwright schools identified Spanish as their Native language.

The impact of welfare reform, immigration reform and educational reform nationally and statewide—and all of their accompanying strategies—affect the District in several ways. Parents find themselves under significant amounts of new stress as they struggle to find employment. A significant number of jobs that parents of District children are able to find do not pay enough to provide the necessary level of support for the size of families they head. Many of the jobs are part-time or temporary. They lack quality affordable childcare and early childhood education programs available in the immediate community. Transportation to and from work and child care sites pose particular hardships on families who are making the effort to search for and maintain employment within the city.

An estimated 2,200 preschool age, eligible children live within the Cartwright School district boundaries. Cartwright currently provides services to approximately 650 preschool children, including 378 served with Head Start funds; 120 served with Child Development Block Grant Funds and 192 served in the Early Childhood Special Education program.

Head Start

The Cartwright School District is the Delegate Agency for the Cartwright Head Start program. The Cartwright Head Start program is housed in eleven classrooms at the Cartwright Early Childhood Center, containing 10 classes with a total of 179 children meet in the morning session

(8:00 - 11:30 a.m.) Ten classes with a total of 179 children meet in the afternoon session (12:00 noon - 3:30 p.m.). One class serves children in a full day setting (8:00 a.m. - 2:30 p.m.)

Cartwright Head Start has provided services in the Cartwright School District boundaries over the past 33 years. During that time almost 8,000 children and families have been served. At the time of this writing, the program is funded for 378 children.

The program is staffed as follows:

- 1 - 0.5 FTE CECC Coordinator
- 1 - 0.5 FTE Assistant Coordinator
- 1 - Education Coordinator
- 1 - Administrative Specialist
- 1 - Administrative Assistant
- 5 - Head Start Instructors (Single Session)
- 1 - Head Start Instructor (Double Session)
- 5 - Teachers
- 21 - Instructional Assistants
- 8 - Bus Monitors

The City of Phoenix provides Caseworkers and Program Assistants to assist in implementing the program, including:

- 2 - Program Assistants
- 1 - Caseworker II
- 5 - Caseworker I
- 1 - Mental Health Counselor

Cartwright School District Community Strengths

- The Cartwright School District serves 378 Head Start children in 11 classrooms on the Early Childhood Center Campus. This organizational placement of the Head Start program ensures that Head Start families and children are served as registered district students and families. The Early Childhood Center Campus including all facilities and playground are maintained by the district and provided as In-Kind to the Head Start program.
- An Average of 14% of the Head Start enrollment are eligible preschoolers placed through Individual Education Plans in the least-restrictive environment.
- Head Start is the District model for all early childhood programming at the Cartwright Early Child Center. This programming model includes curriculum, parent involvement strategies, staff development, and program operations.
- The partnership with Epworth Child Care allows the District to provide space for up to twenty children from working families to be in care 6:00 a.m. - 5:30 p.m. daily, including days when classes are not in session and inter-session periods.

- The Cartwright District and its residents have welcomed and supported the Head Start program since 1967. Each year for the past 20 years, parents and community volunteers have donated over 10,000 hours of volunteer service per year. This volunteer services represents over \$750,000 in In-Kind support to the Head Start program.
- Over the past ten years the Cartwright School District has provided a conservative estimate of \$225,000 In-Kind service to the Head Start program each year. This means that over the past ten years, the district has donated over \$2.5 million dollars worth of goods and services in support of the Head Start program.
- The district is currently working to align curriculum goals and objectives beginning in Preschool and through the eighth grade.

Surveys

Cartwright Head Start participated with other City of Phoenix Delegate Agencies in a Community Needs Assessment project during the fall of 2003. The purpose was to gather information about the current status of the community. Head Start Parents were provided with surveys and asked to return them to their immediate classroom.

The following data sources were used to compile this report:

1. Cartwright School District data regarding enrollment by grade level were used to project the number of preschool aged children in the district.
2. Cartwright School District Data was used to project the number of income eligible preschool aged children eligible to participate in the Head Start program.
 - Based on Student Enrollment and Staff Assignments Summary (chart 1), approximately 2,200 children will be age-eligible for preschool services in the Cartwright School District.
 - Based on the number of children in the Cartwright School District (chart 2) who are eligible for free lunches in November of 2003 (71%), about 1,564 age-eligible children will also be income-eligible for Head Start services.
3. The 2002-2003 Program Information Report was used to report program demographic information.
4. The data gathered during the survey portion of the Community Needs Assessment data was used to report respondent's information.

Community Survey Demographic Information

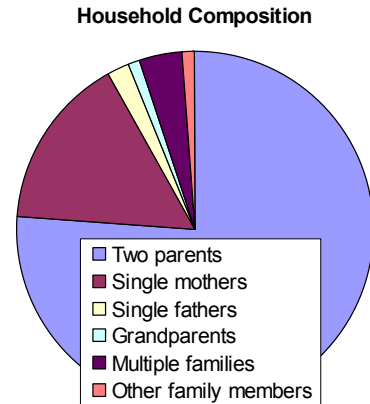
- 196 people responded to the survey.
- An average of 2.8 adults are in each household.
- Respondents have lived in the community an average of 5.3 years.
- An average of 2.9 children are in each household.
- The average age of children in each household is 5. 1 years.

Racial/Ethnic Composition

- 96% of the respondents were of Hispanic descent.
- 2% of the respondents were African American
- 1 % of the respondents were White/Caucasian
- 1 % of respondents were Native American or Asian

Household Composition

- 76% of the families are two parent families
- 16% of the families are headed by single mothers
- 2% of the families are headed by single fathers
- 1 % of the families are headed by grandparents
- 4% of the households have multiple families living together
- 1 % of the families are headed by other family members.

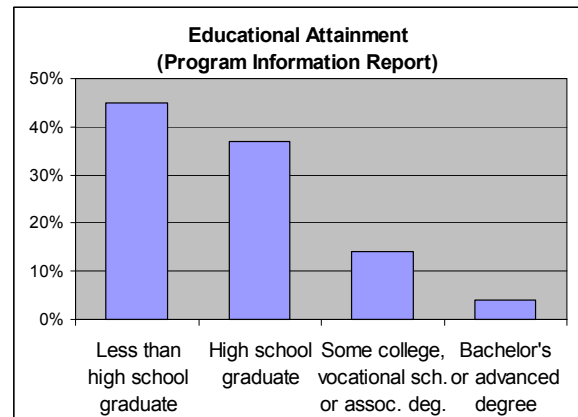


Employment Status

- 45% are working full time
- 9% are working part time
- 3% are seasonal workers

Educational level (PIR)

- 45% have less than a high school education
- 37% are high school graduates or have a GED
- 14% have some college, vocational school or AA degree
- 4% have a Bachelor's or advanced degree



Average Household Income Per Month

- \$4,879

Need for and Accessibility of Community Services

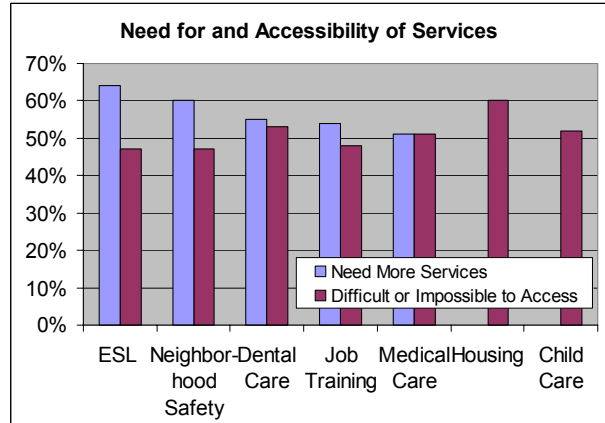
As part of the Community Needs Assessment Survey, respondents were asked to assess community resources. The top five needs for more services, and the percentages of respondents who identified that service, include:

- ESL English as a second language 64%
- Neighborhood safety 60%
- Dental care 55%
- Job training 54%
- Medical care 51%

All other services were identified by fewer than half the respondents.

Respondents to the Community Needs Assessment Survey were also asked to rate the accessibility of community resources. The most-difficult-to-access services, and the percentage of respondents who rated the service as either “difficult” or “impossible” to access, include:

- Housing 60%
- Dental Care 53%
- Child care 52%
- Medical care 51%
- Job training 48%
- ESL English as a second language 47%
- Neighborhood safety 47%



All other items scored below 40%.

Prioritized Needs

Note that each of the most-needed services are also on the most-difficult-to-access list. Following are the items identified through the community needs assessment as the highest priority needs in the Cartwright Head Start Service Area, listed by priority.

1. The community needs adult education services including ESL, GED, citizenship and job training.
2. The community needs general neighborhood safety programming that will address issues ranging from juvenile and adult crime prevention to domestic violence and child abuse.
3. The community needs youth services programming, including school dropout prevention, job readiness training, gang prevention and substance abuse prevention.